



MEMORY VERSE

“... believe that
(pat heart)

God is real (both
hands point up)

**And that He
rewards everyone**
(pat self on back)

**Who searches for
Him.”** (cup eyes with
hands, look left and
right)

Hebrews 11:6
(make book with
hands)

MARINA for WORSHIP/STORY (Room 124)

10:00 SERVICE

10:30-10:40 AM (3's-5's)

10:45 – 10:55 am (2's in class)

11:30 SERVICE

11:40 – 11:50 AM (2's – 5's)

DIRECTED PLAY TIME Take this time to connect with your students on an individual level and get to know each other better. Spend time getting in their world.

WELCOME

SAY: Welcome friends! My name is (YOUR NAME), and I will be your leader today! (Show the mystery bag) I need your help solving a clue. There is a special clue inside our mystery bag. When the bag comes to you, tell us your name, and then guess what you think is inside. But no peeking inside the bag!

Pass the mystery bag around the group. Allow each child to introduce themselves to the group and guess what is inside the mystery bag.

After all kids have been introduced and made guesses, say:

- **Those were all great guesses, detectives! Now is the time to solve this clue!**
(open mystery bag and show the ROCK)
- **This rock will help us solve today's mystery: God loved the fish when He put them in the sea, but how do I know that God loves me?**

BIBLE STORY

SAY: Let's get ready to be detectives and solve today's mystery! The best place to search for clues is in the Bible!

- Have kids get ready to hear the Bible by clicking on their listening ears and putting on their special eyes.
- Show and read Bible Story Cards to the group.

SAY: So how do we know that God loves you and me? We know that God loves us because He sent His Son, Jesus, to take our punishment on the cross, and He brought Jesus back to life! So we can live forever with Jesus! Today's mystery has been solved! Detectives, let me hear you say this after me: (pause to allow kids to repeat)

God (both hands point up)

Loves (hug self)

Me (thumbs to chest)



JESUS LOVES ME!

SUPPLIES: paper Jesus, music,

SAY: What happened to Jesus in the story? (He died for us and came back to life!) That's right Jesus died for us and came back to life because of how much Jesus loves us! When we begin to understand how much Jesus loves us, it leads us to love Him even more than we already do. Whatever we love most gets all of our attention. Let's spend time thinking about Jesus and thanking Him for what He did for us.

1. Gather everyone in a circle on the floor. Have one person start holding paper Jesus
2. Play music and have kids pass paper Jesus around until the music stops. (you can play music on a phone or on the TV)
3. When the music stops, have whoever is holding paper Jesus say one thing they want to thank Jesus for.
4. Continue playing music and game until everyone has at least one turn sharing
5. **SAY:** Every day we can practice giving God our attention when we spend time looking for Jesus whether that's in the Bible, creation, a kind friend, or talking to God.

TREASURE HEARTS

Supplies: treasure chest box,

The Bible says: "For where your treasure is, there your heart will be also." – Matthew 6:21 . Whatever we spend the most time doing and thinking about, that's what becomes our treasure. That means every day we get to choose what kind of treasure we fill our hearts with. The most important treasure we can fill it with is Jesus. Let's make our own treasure chest!

1. Pass out treasure chests, crayons, stickers, stamps, etc. for kids to decorate with
2. As kids create their treasure chest, ask them these questions:
 - How do we know what treasure is in our hearts? (it's what we spend the most time doing, what we think about the most, what we love the most)
 - What do you spend the most time doing or thinking about? (allow responses)
 - What do you think God wants us to treasure most? (Him, our relationship with Him)
 - What are some ways we can make God our most important treasure? (spending time with Him, reading the Bible, praying, doing what He asks of us)

SNACK TIME

Make sure to give kids a "raindrop" (a drop of hand sanitizer) before passing out snack and water. Ask if anyone in the class would like to pray for snack.



HARBOR BUCKS

Hey Teachers, don't forget about our classroom rewards, Harbor Bucks (previously called Broccoli Bucks)!

This is a few ways to encourage kids as they continue to grow. Here are some examples of reasons to hand out Harbor Bucks to kids:

- Bring their Bible
- Say the memory verse
- Bring a friend or first-time friends
- Have good behavior

Kids can trade in their Harbor Bucks for prizes at the Harbor Bank! The Harbor Bank is open every Sunday for kids to redeem their Harbor Bucks

MEMORY VERSE

1. **SAY: As we search through the Bible, we can solve mysteries that help us know God is real! He wants to reward, or give good things to, everyone who searches for Him. There's a Bible verse that says this, and I want to teach it to you!**
2. Show the Memory Verse Card, and have kids repeat the verse after you several times. Then, use the back of the memory verse card to practice the verse as a group.

"... believe that (pat heart)

God is real (both hands point up)

And that He rewards everyone (pat self on back)

Who searches for Him." (cup eyes with hands, look left and right)

Hebrews 11:6 (make book with hands)

3. Remind kids to practice this verse at home so they can win Harbor Bucks!

TREASURE HUNT

SUPPLIES: treasure chest, God treasure coins, sticker

When we love Jesus and fill our hearts with Him, He wants to give us good treasure to keep inside our hearts. Sometimes we can keep stuff in our treasure chest that Jesus doesn't want there.

Let's go on a treasure hunt and see what kind of treasure we find!

- There are God coins hidden around the room, let the kids take time to look and find some God coins, there should be enough for all the kids to find a couple.
- The gold coins are God Treasure; the blue coins are "fake treasure".
- Once kids have found the God Treasure, talk through the different treasures they found and what is written on each coin, differentiating between the two treasures. The world says certain things are important but God says other things are better treasure. God's Treasure is always the best kind.
- Once you've finished sharing what was found, have kids turn in all the coins in exchange for a sticker. **(FOR THE 10:00AM SERVICE IN ROOM 116, REHIDE ALL THE COINS FOR THE NEXT CLASS, KIDS CAN HELP IF APROPRIATE)**

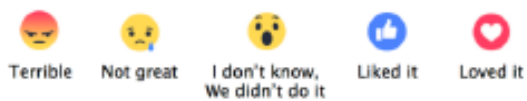
STAY TOGETHER

Keep kids engaged in small group until they are checked out by doing the following:

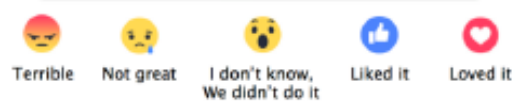
- Place crayons in the center of the group and pass out a coloring sheet. As kids color, ask:
 - **When we come to church, we learn about how much God loves us. What's your favorite thing to do at church?**
 - **What is something you love to do at home? (allow responses)**
 - **How can I pray for you this week?**
- Play "Look What I Can Do!" – say the following and have the group repeat with motions:
 - One, two (show fingers as you say aloud)
 - Look what I can do! (thumbs to chest)
 - Three, four (show fingers as you say aloud)
 - I can touch the floor! (touch the floor)
 - Five, six (show fingers as you say aloud)
 - I can snap a pic! (pretend to take picture)
 - Seven, eight (show fingers as you say aloud)
 - I can jump and shake! (jump and shake)
 - Nine, ten (show fingers as you say aloud)
 - I can twirl and spin! (spin in a circle)
 - That's the end, let's sit again! (sit back down)
- Play "I Spy"
 - Select an object in the room and SAY: **I spy with my detective eye something that is _____**.
 - Have your first clue be the color of the spied object. Clues can get more specific as you give them.
 - Allow kids to take turns guessing the spied object.
 - Continue to play, allowing kids to be the leader.

VOLUNTEER FEEDBACK

Mystery Bag



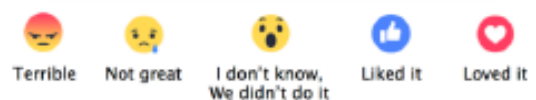
Treasure Hunt



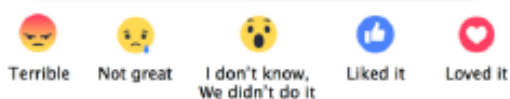
Resurrected Jesus



Stay Together



Treasure Hearts



Comments and Classroom needs