



### MEMORY VERSE

“... believe that  
(pat heart)

God is real (both  
hands point up)

And that He  
rewards everyone  
(pat self on back)

Who searches for  
Him.” (cup eyes with  
hands, look left and  
right)

Hebrews 11:6  
(make book with  
hands)

### MARINA for WORSHIP/STORY (Room 124)

#### 10:00 SERVICE

10:30-10:40 AM (3's-5's)

10:45 – 10:55 am (2's in class)

#### 11:30 SERVICE

11:40 – 11:50 AM (2's – 5's)

**DIRECTED PLAY TIME** Take this time to connect with your students on an individual level and get to know each other better. Spend time getting in their world.

### WELCOME

1. SAY: **Hey friends! My name is (your name), and I will be your leader today! (Show the Mystery Bag) I need your help solving a clue. There is a special clue inside our mystery bag. When the bag comes to you, tell us your name, and then guess what you think is inside. But no peeking inside the bag!**
2. Pass the mystery bag around the group. Allow each child to introduce themselves to the group and guess what is inside the mystery bag.
3. After all kids have been introduced and made guesses, SAY:
  - **Those were all great guesses, detectives! Now it's time to solve this clue!** (Open mystery bag and show the **TOY PERSON**)
  - **This person will help us solve today's mystery: God made the water and God made trees. But did God make everything, even me?**

### BIBLE STORY

**SAY: Let's get ready to be detectives and solve today's mystery! The best place to search for clues is in the Bible!**

- Have kids get ready to hear the Bible by clicking on their listening ears and putting on their special eyes.
- Show and read Bible Story Cards to the group.

**SAY: God made you and me and everything else in the world! God is the best Creator in all the world. But did you know that God gives a chance to create something too? What do you think it is? ( allow kids to respond)**

**We get to make God a home in our hearts, His favorite place to live!  
Just like God built the world and you and me, we get to build something for Jesus to have too, a home in our hearts!**



## WIKKI STIX HOUSE

**SUPPLIES:** wikki stixs, paper house template

**Let's practice building Jesus a home! Using the Wikki Stixs, create what kind of home you would want Jesus to live in. Who would be there? How many rooms? What color? What kind of stuff would you have?**

- Pass out a house template to each child
- Pass out some Wikki Stixs to each child
- Help them get creative on what their Heart House would look like.

**SAY: Now that we've made Jesus a home, what do we do with it? We have a home, now how do we get Jesus inside of it?** (ask kids what they think we should do)

Ask for a volunteer – Using the bathroom door as your “heart door” have one person stand on the other side of the door.

**SAY: It's like having a friend over, how do they get inside your house? They come to the door and they knock.**

**What do you do when someone knocks on your front door?** ( allow responses)

\*knock on the door\*

**You open the door and let them in.**

\*Have the volunteer open the door and say “Come on in!”\*

**Let's invite Jesus into our hearts!**

Ask someone to pray, inviting Jesus into our hearts.

## SNACK TIME

Make sure to give kids a “raindrop” (a drop of hand sanitizer) before passing out snack and water. Ask if anyone in the class would like to pray for snack.

## MEMORY VERSE

1. **SAY: As we search through the Bible, we can solve mysteries that help us know God is real! He wants to reward, or give good things to, everyone who searches for Him. There's a Bible verse that says this, and I want to teach it to you!**
2. Show the Memory Verse Card, and have kids repeat the verse after you several times. Then, use the back of the memory verse card to practice the verse as a group.

**“... believe that** (pat heart)

**God is real** (both hands point up)

**And that He rewards everyone** (pat self on back)

**Who searches for Him.”** (cup eyes with hands, look left and right)

**Hebrews 11:6** (make book with hands)

3. Remind kids to practice this verse with their family at home so they can win some Harbor Bucks!



## HARBOR BUCKS

Hey Teachers, don't forget about our classroom rewards, Harbor Bucks (previously called Broccoli Bucks)!

This is a few ways to encourage kids as they continue to grow. Here are some examples of reasons to hand out Harbor Bucks to kids:

- Bring their Bible
- Say the memory verse
- Bring a friend or first-time friends
- Have good behavior

Kids can trade in their Harbor Bucks for prizes at the Harbor Bank! The Harbor Bank is open every Sunday for kids to redeem their Harbor Bucks

## HIDDEN PICTURES

**SUPPLIES:** hidden pictures, leader guide

**SAY:** Let's put our detective hats on! I need your help finding these Hidden Pictures. There's 10, let's see if we can find them all!

- There are 10 pictures "hidden" around the room
- Walking around the room but using only their eyes, have kids help you find all 10 pictures (leave the pictures on the wall if possible for the next class)
- After the class finds all the picture, gather together for a time a time of review. See if kids can tell you what they learned about each picture.

**LION, FISH, BIRD, and FLOWER:** God created everything in the beginning at Creation

**ADAM and EVE:** God created us, man and women at creation. We are made special because we can create something too, a home for Jesus in our hearts

**HOUSE and HEART:** we get to build a home for Jesus in our hearts. The way He comes in is by knocking on the door, and we get to let Him in!

**PRAY** Take time to ask if anyone has any prayer request. Let kids share as they will. Write the prayer request on the "Prayer Request" cards and send the home with the prayer request of another friend. Have someone pray for the class at the end.

## STAY TOGETHER

Keep kids engaged in small group until they are checked out by doing the following activities.

- Place crayons in center of group. Give kids a coloring sheet to color and take home. As kids color, ASK;
  - **What is your favorite \_\_\_\_\_ that God made? (food, animal, color, place, etc.)**
  - **What is your favorite thing to do at church?**
  - **How can I pray for you this week?**
- Play "What Mystery Animal Am I?"
  - Allow kids to take turns acting out different animals, without saying words.
  - They can make the animal sound or move like the animal.
  - The rest of the group will try to solve the mystery of "What Animal Am I?"
- Play "I Spy"
  - Select an object in the room and SAY: **I spy with my detective eye something that is \_\_\_\_\_.**
  - Have your first clue be the color of the spied object. Clues can get more specific as you give them.
  - Allow kids to take turns guessing the spied object.
  - Continue to play, allowing kids to be the leader.

# VOLUNTEER FEEDBACK





## Wikki Stix House

---

 Terrible    Not great    I don't know,  
We didn't do it    Liked it    Loved it

## Pray

---

 Terrible    Not great    I don't know,  
We didn't do it    Liked it    Loved it

## Memory Verse

---

 Terrible    Not great    I don't know,  
We didn't do it    Liked it    Loved it



## Stay Together Activities

---

 Terrible    Not great    I don't know,  
We didn't do it    Liked it    Loved it

## Picture Hunt

---

 Terrible    Not great    I don't know,  
We didn't do it    Liked it    Loved it

## Comments and Classroom needs